

# Marriage Sex & Living Wisely

A resource  
for Years 8 - 11  
on the subjects of  
relationships, marriage  
and sex, written  
from a Christian  
perspective

Module 3  
**When to  
be sexually  
intimate.**



[lovewise.org.uk](http://lovewise.org.uk)

# Contents

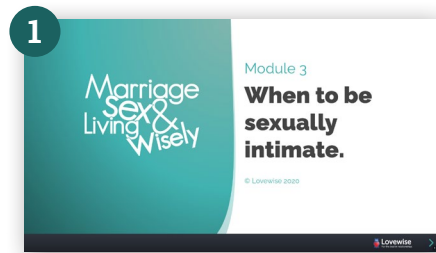
---

## PAGE

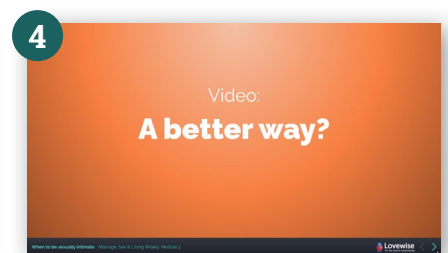
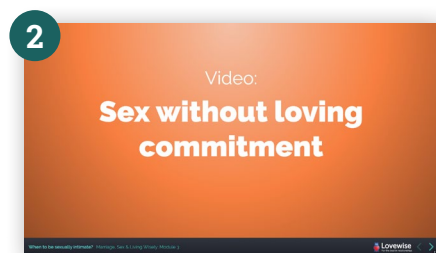
2	Contents
3 - 4	Overview
5	Using this presentation
6 - 7	Using the speaker view
8 - 14	Slide notes

# Overview

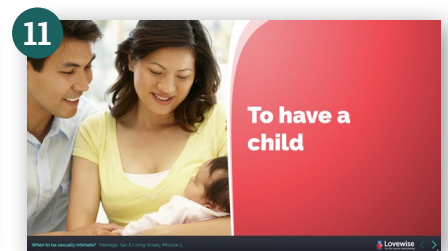
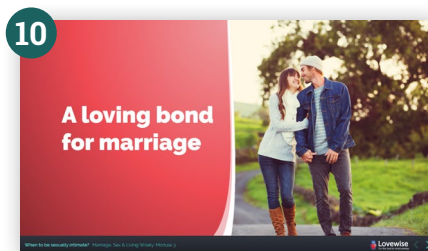
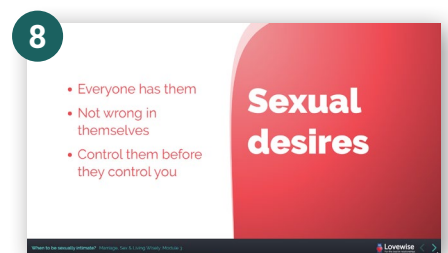
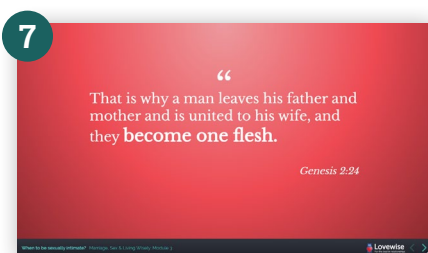
## Title page



## Sex without loving commitment



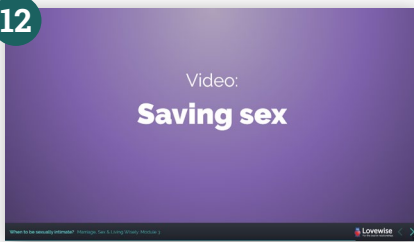
## God's design for sex



# Overview (continued)

## Saving sex for marriage

12



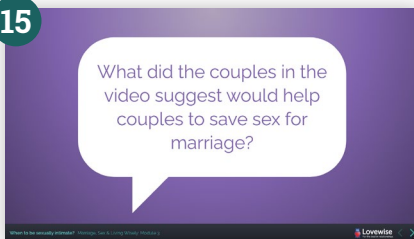
13



14



15

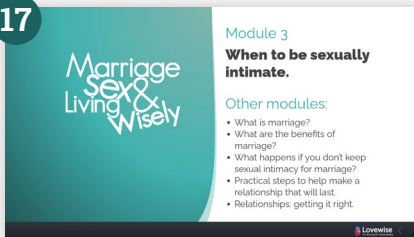


16



## Other modules

17



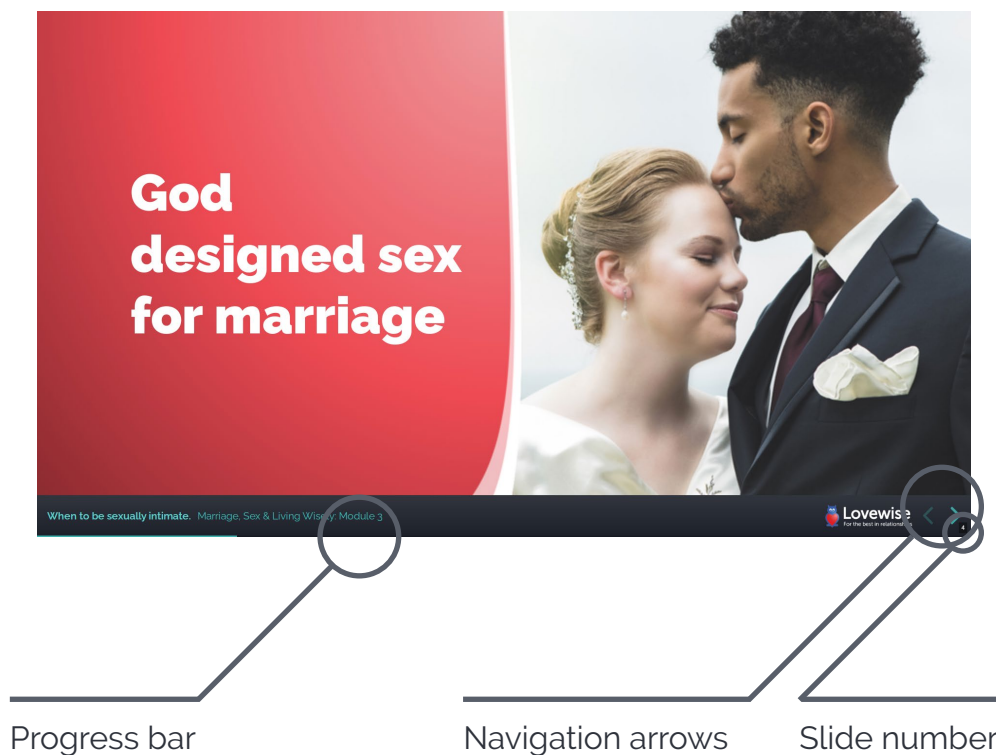
# Using this presentation

## Navigating

**NEXT:** Press “n”, or “space” or “→”, click the navigation arrows on the slide or swipe left (if using a touch device), to advance to the next slide (or display the next slide fragment)

**PREVIOUS:** Press “p”, or “←”, click the navigation arrows on the slide or swipe right (if using a touch device), to return to the previous slide (or return to the previous slide fragment)

## Presentation Screen



**BLANKING:** Press “b”, or “.” to blank the presentation screen. Press again to continue with the presentation.

**OVERVIEW:** Press “esc”, “o” or pinch-zoom to display an overview of the presentation. This view can be navigated as normal. Press “enter/return” to select the slide displayed in the centre of the overview or click or tap on a specific slide to resume at that slide.

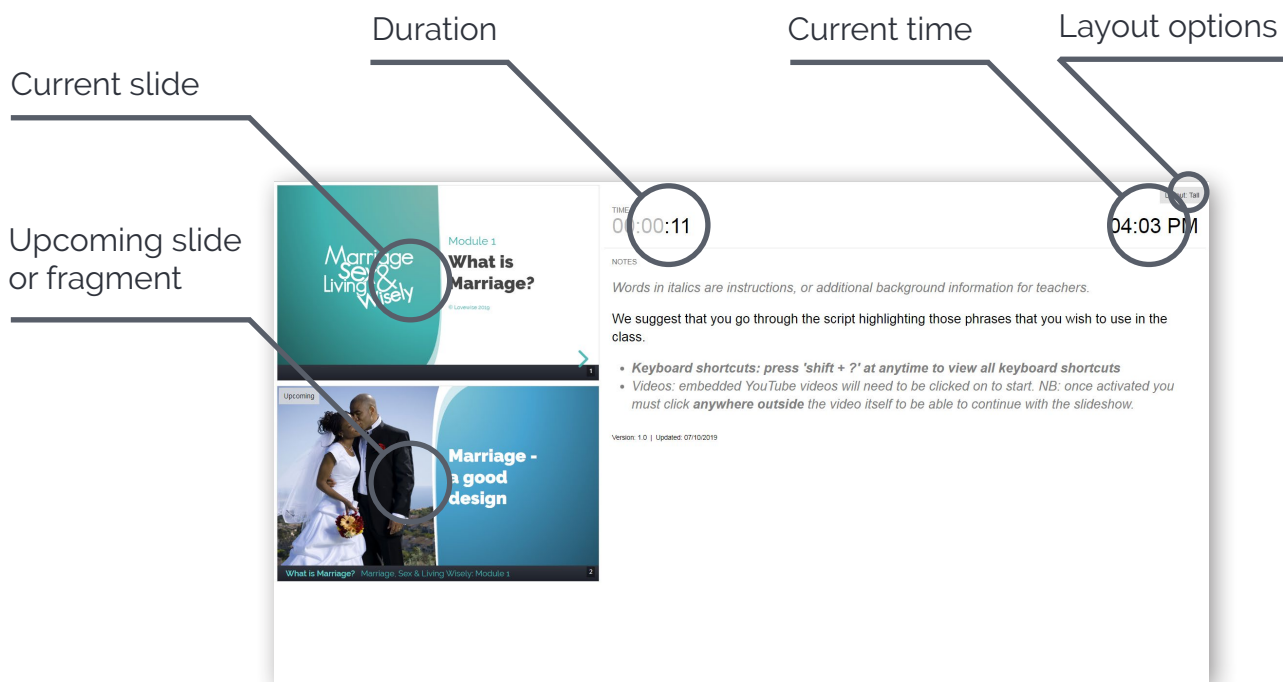
**NON-LINEAR (OPTIONAL) SLIDES:** Some parts of the presentation may feature optional slides. These sub-sections can be displayed by pressing “j”, “↓” or swipe up to navigate down the stack, or by pressing “k”, “↑” or swipe down to navigate up the stack.

These optional slides are shown on the overview screen or prompted by the Navigation Arrows displaying down and up arrows where relevant.

**FRAGMENTS:** Some slides have sections that are displayed in sequence on each subsequent ‘click’ or advance.

# Using the speaker view

## 'Speaker View' / Notes Screen



**LAUNCH SPEAKER VIEW:** Press "s" to launch the speaker view window. Move this (or the presentation screen) to the appropriate display - if using a projector or dual screen. On a mobile / touch device, buttons for launching the "speaker view" and "full screen mode" will be displayed to the bottom of the first slide only.

**CHANGING THE LAYOUT:** Click or tap on the grey "Layout" tab (top-right of the speaker view window). Select from the alternative layouts displayed: Tall / Wide / Large / Notes only / Mobile. NB: 'Mobile' layout has been optimised for devices held in portrait orientation.

**MOBILE CONTROL:** When using the speaker view on a mobile device to control the presentation - use swipe gestures on the "current slide" window ONLY.

**RESETTING THE COUNTER:** Click or tap anywhere on the timer or clock (above the speaker notes) to reset the Duration counter.

**EMBEDDED VIDEOS:** Some slides may contain video content that will NOT start automatically. Videos will need to be clicked on to start. NB: Once activated you must click anywhere outside the video itself to be able to continue to navigate the slideshow.

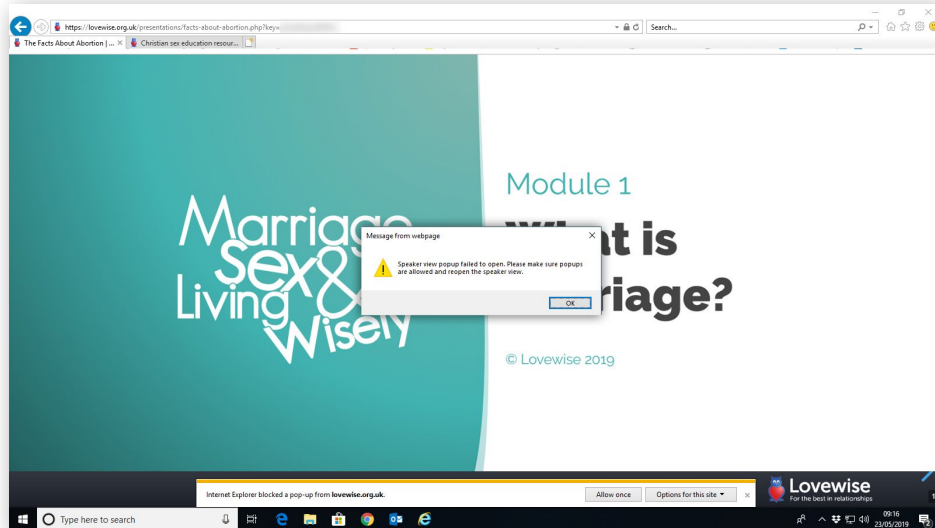
**SLIDE SCRIPT CONVENTIONS:** Directions or considerations for the speaker are shown in grey. Main speaker script is shown in black. Hyper-linked citations etc will launch in a separate browser window for further reading / research.

**REQUIREMENTS :** An internet connection and any standard browser are needed to view the presentation. If you are intending to give this presentation where there is no internet connection - please contact the Lovewise office for a downloadable, offline version. Alternatively, you can save the presentation webpage for offline use via your browser.



# Using the speaker view (continued)

## Troubleshooting



**UNABLE TO LAUNCH SPEAKER VIEW:** Since the speaker view launches in a “pop-up” window, it may be blocked depending upon your browser settings or ad-blocking software (if installed). You may be greeted with the following message:

“Speaker view pop-up failed to open. Please make sure pop-ups are allowed and reopen the speaker view”

**EDGE / Internet Explorer:** Options to allow the pop-up once (for that particular browser session) should be displayed. Alternatively, a drop-down menu with “options for this site” will be shown where you can elect to allow pop-ups in future for Lovewisegroup.org.uk by adding it as an exception.

Alternatively, select: SETTINGS > INTERNET OPTIONS > PRIVACY > POP-UP BLOCKER SETTINGS > enter “https://lovewisegroup.org.uk/” in the “Address of website to allow” input field > CLICK “ADD”. Then relaunch the speaker view.

**FIREFOX:** Options to allow pop-ups should be available under the “OPTIONS” tab (top-right) > CLICK “Allow pop-ups for lovewisegroup.org.uk”.

Alternatively, select: MENU > CONTENT BLOCKING > MANAGE EXCEPTIONS > add “https://lovewisegroup.org.uk/” > CLICK “Save Changes”. Then relaunch the speaker view.

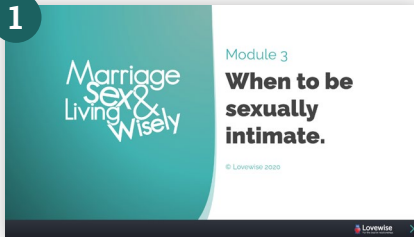
**CHROME / SAFARI:** Typically, these browsers will not block the speaker view. If issues arise, look to add “https://lovewisegroup.org.uk” as an exception to the “pop-up blocker”, normally somewhere within the browsers “privacy” settings.

# Slide notes

Each sub-section is marked on the left with a continuous coloured line. Fragments of each slide are marked with a secondary line.

## Introduction

1



**Slide content is shown in the notes for reference with the prefix "SLIDE: slide content example"**

*Words in italics are instructions, or additional background information for teachers.*

*We suggest that you go through the script highlighting those phrases that you wish to use in the class.*

- *Keyboard shortcuts: press 'shift + ?' at any time to view all keyboard shortcuts*
- *Videos: embedded YouTube videos will need to be clicked on to start. NB: once activated you must click anywhere outside the video itself to be able to continue with the slideshow.*

## Sex without loving commitment

2



A young man talks about the potential consequences of sex outside marriage.

3



*Video duration: 3:07*

### **Transcript for reference:**

My name is Ike, I was born in Nigeria, I came to England when I was seven years old, I was raised in Manchester. I'm a virgin – I know it's not the manly thing or cool thing to say but I'm grateful that it's my story and, not that I didn't lack opportunity, I had opportunities to engage, but something within me said 'This isn't quite right – sex is a big deal'.

The conversation seems to be, 'Sex is OK. If you feel like it, do it. You only live once.' And the pressure on our young people to engage at a young age is so much, it's – I mean, when I was young, I experienced the pressure but now it's to another level altogether.



## Sex without loving commitment (continued)

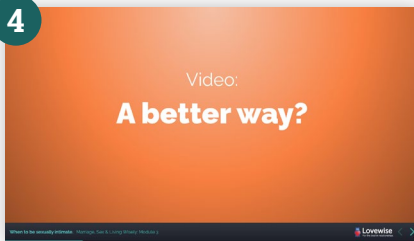
We talk about the short-term gain, but we don't talk about the long-term pain. And part of my message to young people is that 'Listen, sex is great, however, in the wrong context, sex can open you up to a variety of consequences that you have to consider.' Some of these consequences start with D – in fact all of them start with D. One of them is devalued: some people, after engaging in sex, their sense of self-worth reduces, 'This person I thought you liked me for me, but it turns out that you just like me for my body, not for my personality, not for what I'm doing, not for my desires, you just wanted my body, it was a quick casual... act,' so the person's feeling devalued. Another D is this idea of depression. It's a painful thing when you engage in such an intimate act of sex with somebody, and to you - to them – it's just like eating food and drinking, taking a drink, it's as simple as that. Some people enter sex with the idea of 'Oh, I'm committed to this person,' the other person's thinking, 'Nah, it's just a casual'. So, this essentially can put people down a negative path of depression which is not helpful. Another potential D as well is this detachment, where we have people who are not really engaging in healthy relationships, rather they're quite shallow and toxic relationships as well. Another potential D is this idea of disease. I didn't start with this one because I know it's a common one, but it is a very important one. STDs is a real thing – syphilis, gonorrhoea, it's all real. And I think we also need to consider this as well. Another of the D's that I like to explain to young people is this concept of being deceived, I think as a society, there's a message that is coming out that is not really the true picture. I think we're being pitched something that is not complete. And if we're not careful, our children, the teenagers, the young adults in our society are almost being fed the information that it's all well and good, casual sex is all well and good. But the reality is there's more to consider.

Because somebody engaged in casual sex and didn't come out with an unwanted pregnancy, didn't come out with any diseases, didn't come out with any heartbreak, didn't come out with their family members coming after them, it doesn't mean that you won't. So, you can all go to the same path, but consequences differ. So, I want to also warn young people that 'Listen, the people who might have come out and it's like, well, they got away with it, it doesn't mean you will'.

My message to young people is, there's more to think about before you engage in this thing, for sure.

## Sex without loving commitment (continued)

4



Young men talk about the importance to them of saving sex for marriage.

5



Video duration: 1:03

### Transcript for reference:

Boy 1: "I can imagine that sex with a person that you love, that has been the only person for you – I just think that would be better sex than anything else. Because there's more to it than the physical side."

Boy 2: "I wouldn't want to be in a relationship with somebody and living with someone unless I was married. I think that's one of the beauties of marriage, you have made that commitment, it's a lifelong commitment. You know that no matter what – you are going to stay married to that person."

Boy 1: "Say you've got a girlfriend and you think 'I'll live with her', but you never know what could go wrong. If you're not fully committed to each other – if you're in the mindset that 'I'm with her now, but I could be with someone else in a couple of months', then you're going to end up doing stuff with that person that will ruin it when you do get a lifelong partner, a wife."

## God's design for sex

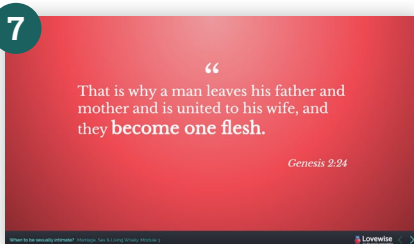
6



### SLIDE: God designed sex for marriage

Sex is a good thing designed by God for marriage.

7

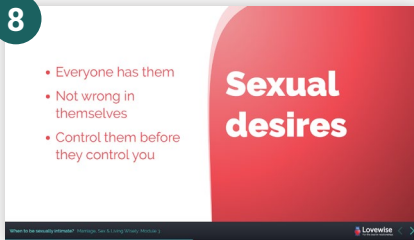


### SLIDE: That is why a man leaves his father and mother and is united to his wife, and they become one flesh. Genesis 2:24

At the very beginning of the Bible the closeness of the marriage relationship is described as becoming 'one flesh'. This includes the physical closeness of sexual intimacy.

## God's design for sex (continued)

8



### SLIDE: Sexual desires

- **Everyone has them.** During puberty most people start to have sexual desires.
- **Not wrong in themselves.** In the right context, it is natural to have these desires – this is the way we are made!
- **Control them before they control you.** However, these desires can be very strong and it is important to control them.

*This slide is repeated in Module 5: Practical steps to take if you want to keep sex for marriage.*

9



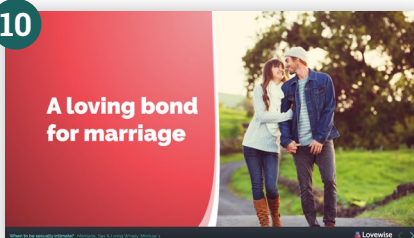
### SLIDE: What is the purpose of sex?

In order to understand why God designed sex for marriage and only for marriage, it is helpful to think about the purpose of sex.

*Ask the class the question on the slide. The next two slides outline the two main purposes of sex.*

*This slide and the next two slides are repeated at the beginning of Module 4: What happens if you don't keep sexual intimacy for marriage?*

10

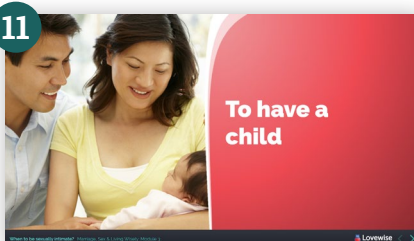


### SLIDE: A loving bond for marriage

Sex is a loving physical bond for marriage so a husband and wife can enjoy their physical relationship together and communicate their love for each other in this special way.

*This slide is repeated at the beginning of Module 4: What happens if you don't keep sexual intimacy for marriage?*

11



### SLIDE: To have a child

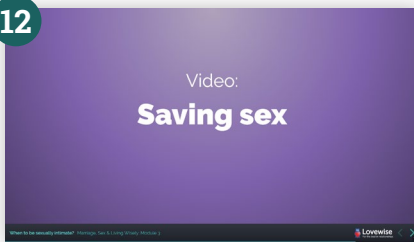
Sexual intimacy can result in a pregnancy and most married couples want to have children. Nowadays we hear so much about contraception, it is easy to forget that sex was designed to produce babies.

Marriage offers a secure and loving environment for bringing up children (*this is covered in greater depth in 'Module 2: What are the benefits of marriage?'*).

*This slide is repeated at the beginning of Module 4: What happens if you don't keep sexual intimacy for marriage?*

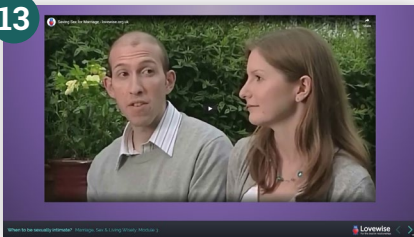
## Saving sex for marriage

12



A younger and older couple recount the benefits of having saved sexual intimacy for marriage. Another young couple, who had each been sexually intimate with a previous partner, explain why they decided to wait until they were married before being sexually intimate with each other.

13



*Video duration: 2:45*

### **Transcript for reference:**

Husband (couple 1): "We both kept sex until marriage, which made our wedding night very special indeed."

Husband (couple 2): "Well, we didn't have sex until we got married and everybody these days says 'Oh, why wait - it's going to be great'. All this sort of stuff. But frankly it's better when you wait."

Wife (couple 1): "I always knew I would keep sex for my husband, for my wedding night. And it's great that we both kept it so we don't have a sexual history - no memories, no comparisons. Just us."

Wife (couple 3): "Dan and I did keep sex for marriage; and we set boundaries to help us do that. Largely because both of us, despite our best intentions, had messed up in previous relationships and had been sexually intimate with a previous partner. We both wanted to make sure that didn't happen again."

Husband (couple 3): "The fact that we decided to keep sexual intimacy for marriage made our whole relationship so much easier before we were married, because it meant that we weren't distracted by wanting to go further and further and further. And it meant that we spend our time getting to know each other, and actually talking, and getting to know our families."


Husband (couple 1): "I think it's important for couples to talk about setting boundaries for each other. They need to both know exactly what those boundaries are and stick to them."

Wife (couple 1): "We need to be clear in how far we'd go physically, in things like kissing - would we kiss? And I would just say anything that is arousing or turns you on is a bad idea, because it's a slippery slope really. Especially when you're attracted to one another - you have to be careful."

## Saving sex for marriage (continued)

Wife (couple 2): "For people who are thinking of having sex before marriage - I would say 'think long and hard about what you are involving yourself in' because it's about you as a person - who you are. And who you're going to be for the rest of your life - and what you want to be, who you want to be. And how important you are as a person - and making choices that have consequences which you may not foresee."

14




Why did the couples in the video think it was good to save sex for marriage?

**SLIDE: Why did the couples in the video think it was good to save sex for marriage?**

*Answers might include:*

- it allows you to get to know each other better without sexual involvement
- you have no comparisons so your sexual relationship is more special
- you can learn about sex together when you are married
- it makes the wedding, honeymoon and marriage more meaningful

15



What did the couples in the video suggest would help couples to save sex for marriage?

**SLIDE: What did the couples in the video suggest would help couples to save sex for marriage?**

*Answers might include:*

- talk about setting 'boundaries' in the relationship
- be careful about sexual arousal
- remember that having sex before marriage affects you as a person



## Saving sex for marriage (continued)

16



**SLIDE: What did the couples in the video suggest would help couples to save sex for marriage?**

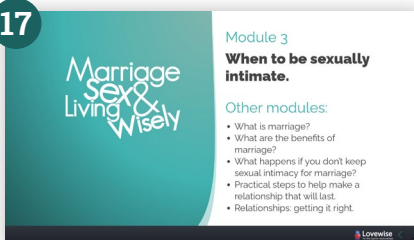
*Give the class 2 or 3 minutes to think about and answer this question. Then ask some students to share their answers. Answers might include:*

- strengthens your future marriage
- shows your husband or wife is very special
- avoids the emotional pain of a sexual relationship breaking up
- prevents you from getting/giving someone an STI
- avoids unplanned pregnancy
- builds up trust in each other

*A worksheet which explores saving sex for marriage (part 1) is supplied for download: [Saving Sex for Marriage Worksheet](#)*

## Other modules

17



*Other Modules available in the same series:*

- What is marriage?
- What are the benefits of marriage?
- What happens if you don't keep sexual intimacy for marriage?
- Practical steps to help make a relationship that will last.
- Relationships: getting it right.